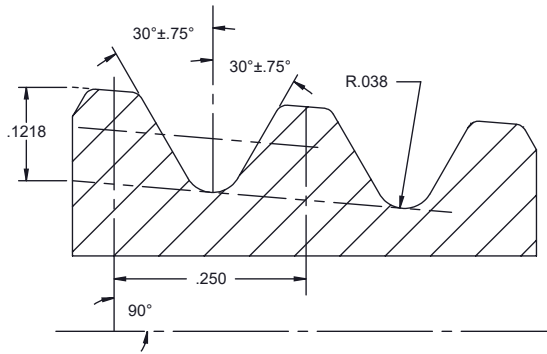
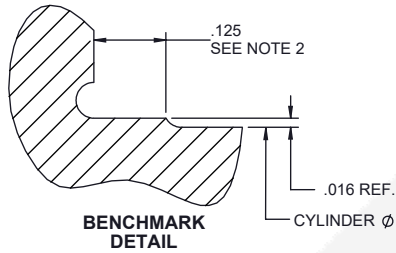
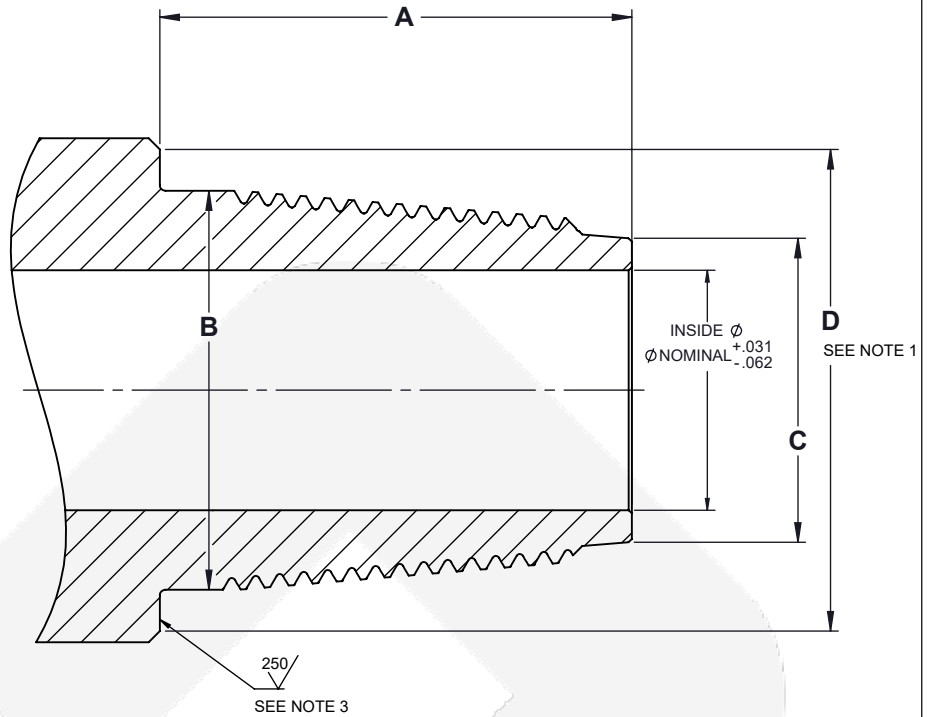


THREAD PROFILE V-038R - 2" TAPER



PITCH 4 THREADS PER INCH (.250 LEAD)	LEAD TOLERANCE +.003 PER 1 INCH	TAPER 2.00 TAPER PER FT. (.1667 in/in)
---	---	---



DS PIN FIELD INSPECTION DIMENSIONS					
CONNECTION	A PIN LENGTH		B CYLINDER DIA.	C PIN NOSE	D BEVEL DIA.
	MIN	MAX			
DS38	4.396	4.406	+0.015 -0.031	+0.031 -0.015	+0.141 -0.016
DS40	4.907	4.918	4.156	3.156	5.016
DS46	4.907	4.918	4.709	3.703	5.719
DS50	4.907	4.918	5.135	4.125	6.063
DS55	5.419	5.430	5.720	4.563	6.719
DS65	5.419	5.430	6.647	5.484	7.703

NOTES:

1. FOR OD LESS THAN BEVEL DIAMETER, 1/32" X 45° CHAMFER BECOMES EFFECTIVE
2. .125 IS FOR NEW CONDITION, MAY BE .188 MAX AFTER REFACING
3. SURFACE FINISH APPLIES DURING REFACING OPERATIONS

REV.	DESCRIPTION	DATE	REV. BY
REVISIONS			

CONFIDENTIAL
THIS DRAWING AND DATA CONTAIN PROPRIETARY INFORMATION WHICH IS CONFIDENTIAL PROPERTY OF COMPLETE GROUP LTD. AND SHALL NOT BE COPIED, REPRODUCED, DISCLOSED TO OTHERS, OR USED IN WHOLE OR IN PART FOR ANY PURPOSE WITHOUT EXPRESS WRITTEN PERMISSION. THIS DRAWING IS LOANED IN CONFIDENCE WITH UNDERSTANDING THAT IT SHALL BE RETURNED ON DEMAND.



3912 70 Avenue
Leduc AB T9E 0W1
www.completegroup.com

TITLE			
DS PIN FIELD INSPECTION DIMENSIONS			
DRAWN	CHECKED	DRAWING #	REV
NG	---	T000292	0
MAY 2/19	---	SHEET: 1 OF 1	